

Dimensional Data (Rough Opening Dimension = Width x Height)

Model A581 Single Hung

WIDTH HEIGHT	2' 0"	2' 6"	3' 0"	3' 6"	4' 0"
3' 0"	2030	2630	3030	3630	4030
3' 6"	2036	2636	3036	3636	4036
4' 0"	2040	2640	3040	3640	4040
4' 6"	2046	2646	3046	3646	4046
5' 0"	2050	2650	3050	3650	4050
5' 6"	2056	2656	3056	3656	4056
6' 0"	2060	2660	3060	3660	4060
7' 0"	2070	2670	3070	3670	4070
8' 0"	2080	2680	3080	3680	4080

Unit Size is 1/2" smaller than Rough Opening

Model A282 Horizontal Sliding

WIDTH HEIGHT	2' 0"	3' 0"	4' 0"	5' 0"	6' 0"
2' 0"	2020	3020	4020	5020	6020
2' 6"	2026	3026	4026	5026	6026
3' 0"	2030	3030	4030	5030	6030
3' 6"	-	3036	4036	5036	6036
4' 0"	-	3040	4040	5040	6040
4' 6"	-	3046	4046	5046	6046
5' 0"	-	3050	4050	5050	6050
5' 6"	-	-	4056	5056	6056
6' 0"	-	-	4060	5060	6060

Unit Size is 1/2" smaller than Rough Opening *Available in XO, XOX, XOXU and XOU configurations. Contact your Customer Care Representative for details.

Model A780 Picture

WIDTH HEIGHT	1' 0"	1' 6"	2' 0"	2' 6"	3' 0"	3' 6"	4' 0"	5' 0"	6' 0"	7' 0"	8' 0"
1' 0"	-	1610	2010	2610	3010	3610	4010	5010	6010	7010	8010
1' 6"	1016	1616	2016	2616	3016	3616	4016	5016	6016	7016	8016
2' 0"	1020	1620	2020	2620	3020	3620	4020	5020	6020	7020	8020
2' 6"	1026	1626	2026	2626	3026	3626	4026	5026	6026	7026	8026
3' 0"	1030	1630	2030	2630	3030	3630	4030	5030	6030	7030	8030
3' 6"	1036	1636	2036	2636	3036	3636	4036	5036	6036	7036	8036
4' 0"	1040	1640	2040	2640	3040	3640	4040	5040	6040	7040	8040
5' 0"	1050	1650	2050	2650	3050	3650	4050	5050	6050	7050	8050
6' 0"	1060	1660	2060	2660	3060	3660	4060	5060	6060	-	-
7' 0"	1070	1670	2070	2670	3070	3670	4070	5070	-	-	-
8' 0"	1080	1680	2080	2680	3080	3680	4080	5080	-	-	-

Unit Size is 1/2" smaller than Rough Opening

Model A682 Casement

WIDTH HEIGHT	2' 0"	2' 6"	3' 0"
2' 0"	2020	-	-
2' 6"	2026	2626	-
3' 0"	2030	2630	-
3' 6"	2036	2636	3036
4' 0"	2040	2640	3040
5' 0"	2050	2650	3050
6' 0"	2060	2660	3060

Unit Size is 1/2" smaller than Rough Opening

Model A681 Awning

WIDTH HEIGHT	2' 0"	2' 6"	3' 0"	3' 6"	4' 0"
2' 0"	2020	2620	3020	3620	4020
2' 6"	2026	2626	3026	3626	4026
3' 0"	2030	2630	3030	3630	4030

Unit Size is 1/2" smaller than Rough Opening

Model A172 Sliding Patio Door

WIDTH HEIGHT	5' 0"	6' 0"	7' 0"	8' 0"	3 PANEL 9' 0"	4 PANEL 10' 0"	4 PANEL 12' 0"
6' 8"	5068	6068	7068	8068	9068	10068	12068
6' 10"	50610	60610	70610	80610	90610	100610	120610
8' 0"	5080	6080	7080	8080	9080	-	-

Unit Size is 1/2" smaller than Rough Opening

Model A193 Hinged Patio Door

WIDTH HEIGHT	2' 7"	3' 1"	5' 0"	6' 0"
6' 8"	2768	3168	5068	6068
6' 10"	27610	31610	50610	60610

Unit Size is 1/2" smaller than Rough Opening

STC rated windows available. Contact your local representative for specific test requirements.

Special Shapes

Full Round



Half Round



Quarter Arch



Round Top
with
Extended Leg



Octagon



Pentagon



Trapezoid



Triangle



80
Series

ALL-ENVIRONMENT VINYL WINDOWS

STRENGTH
PERFORMANCE
EFFICIENCY



A NEW CONSTRUCTION WINDOW
DESIGNED FOR ULTIMATE PERFORMANCE
IN ANY ENVIRONMENT

Gentek's 80 Series is the ultimate in vinyl window technology. Our heavy-duty vinyl frames combined with 1" insulated, Low-E Glass, make these windows some of the most energy efficient produced. Only Gentek can merge incredible performance, extreme efficiency and superior durability into a premiere vinyl window collection that's as strong as it is beautiful.

Standard Features

Sturdy 3 $\frac{3}{8}$ " frame depth and integral nailing fin with 1 $\frac{1}{8}$ " fin setback provides compatibility with wood, vinyl and stucco applications.

Water management system includes offset drainage to the outside with special weep gates to help keep wind, water and insects out.


Standard cam-lock and optional euro-style snap lock and keeper exceed the toughest forced entry standards.

Inside or outside, removable fiberglass screen for easy cleaning. (Casement inside only.)

1" insulated glass unit with warm edge technology and exterior glazing.

Metal reinforced at locking rails.

Available in white, almond or bronze exterior with white interior.



80 Series products meet ENERGY STAR® guidelines for energy efficiency.

Additional Options

Internal grid selection to match any home style.

Obscure glass for added privacy in sensitive areas.

Tinted glass to reduce glare and solar heat gain.


PPG's Low-E Glass, with argon gas, provides energy efficiency.

Continuous frame and factory mulling for multiple unit options.

Fresh air ventilators.

STC rated windows available. Contact your local representative for specific test requirements.

Snap on J-channel and flush fin window options are available.



80 Series

Beauty. Strength. Efficiency. Gentek's 80 Series Vinyl Windows embody the essence of these values. A wide variety of shapes, sizes and styles that create a look of timeless beauty for your home. Gentek 80 Series Vinyl Windows are constructed with strong, heavy-duty frames and sashes to provide windows you'll enjoy for the life of your home. Energy savings from thermal performance that are as good as money in the bank.

Owning 80 Series Vinyl Windows from Gentek makes life easy. No painting, staining or scraping inside or out...for as long as you own your home. And, like your home, your Gentek Windows are an asset that will grow in value over the years.



CHOOSE FROM
FIVE BEAUTIFUL
WINDOW STYLES

A 5 8 1

Single Hung

- 3 3/8" frame available in white, almond or bronze exterior and white interior, offers classic beauty for new construction as well as retrofit applications.
- 1" glazing standard. Triple glazing available.
- Three grid options, continuous frame, mulling and "T" bar options give you maximum design flexibility.
- Standard Cam lock or the upgraded Euro snap lock and keeper meet the toughest forced entry standards.
- Full length interlocking meeting rails and double weatherstripping reduce the potential for air and water infiltration and enhance thermal performance.
- All locking rails are metal reinforced for strength and durability.
- Integral dual lift rails make opening smooth, sure and easy.
- Side load sash operates on two concealed pre-calibrated block and tackle balances.

A 2 8 2

Horizontal Sliding

- 3 3/8" frame available in white, almond or bronze exterior and white interior, offers classic beauty for new construction as well as retrofit applications.
- 1" glazing standard. Triple glazing available.
- Three grid options, continuous frame, mulling and "T" bar options give you maximum design flexibility.
- Standard Cam lock or the upgraded Euro snap lock and keeper meet the toughest forced entry standards.
- Full length interlocking meeting rails and double weatherstripping reduce the potential for air and water infiltration and enhance thermal performance.
- All locking rails are metal reinforced for strength and durability.
- Adjustable, tandem brass rollers in a non-corrosive housing provide smooth operation and a quick sight line adjustment in the field.

A 6 8 2

Casement

- 3 3/8" frame offers classic beauty for new construction as well as retrofit applications and can achieve a "Commercial" window rating for strength.
- A single-lever, multi-point locking system combined with triple weatherstripping ensures added security and protection from the elements.
- Standard high-end, roto-hardware and hinges provide smooth window operation and can be upgraded to stainless steel.
- A collapsible handle for mini-blind applications is available as an upgrade.
- A snap-in, extruded aluminum lip screen frame with fiberglass mesh provides a strong and seamless solution to keeping the insects out.
- Multiple casement configurations and triple glazing available.

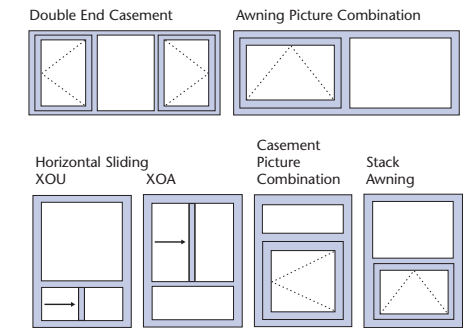
A 6 8 1

Awning

- 3 3/8" frame offers classic beauty for new construction as well as retrofit applications and can achieve a "Commercial" window rating for strength.
- The standard scissor roto-hardware and hinges provide effortless operation and can be upgraded to stainless steel.
- Triple weatherstripping and independent lever locks at each jamb provide security and protection from the elements.
- A snap-in, extruded aluminum lip screen frame with fiberglass mesh provides a seamless solution to unwanted insects.
- Multiple awning configurations and triple glazing available.

Available Configurations

Additional configurations available, please contact your Gentek representative for details.



A 7 8 0

Picture

- Attractively styled vinyl window with sturdy 3 3/8" frame depth and integral nailing fin with 1 3/8" setback.
- Precision welded frames eliminate potential leak points at sill corners, ensure easy water runoff and improve energy efficiency.
- Narrow sight-lines for a clear attractive design.
- 1" warm edge technology insulated glass unit with exterior glazing. Triple-glazed units available.
- 1" wide nailing fin is welded at all four corners for an enhanced weather tight installation.
- Special shapes available.

See back cover of this brochure for further information.



80
Series

Low-E Glass Option

Our Low-E Glass option helps increase your home's comfort while reducing energy costs throughout the year. It's secret is an undetectable thin metal coating applied to the second surface of the insulated glass unit.

In warmer months, Low-E Glass filters long wave radiation reducing heat gain indoors to keep your home cooler.

Warm Climates



Cool Climates



In cooler months, Low-E lets warm solar rays in, while keeping the heat from escaping.



A 1 7 2

Sliding Patio Door

- Sturdy 4½" frame depth.
- 1" glazing is standard. Triple glazing is available.
- Available in white, almond and bronze exterior with white interior.
- A European style handle with thumb lock offers easy operation. Keyed locks and foot locks are available as an upgrade.
- Independently adjustable dual point mortise lock.
- Adjustable tandem rollers on a raised stainless steel track provide years of smooth trouble free operation.
- Metal reinforced meeting rails and sash provides strength and durability.
- Transoms are available up to 9' wide.
- Three and four panel configurations are available.
- Vinyl sheet rock returns also available.



PATIO DOORS COME IN TWO STYLES TO SUIT ANY HOME

A 1 9 3

Hinged Patio Door

- Available in white vinyl only.
- 1" glazing with Low-E and argon gas is standard. Triple glazing is available.
- Three point locking system for added security and a tighter seal.
- Heavy-duty reinforcement in all frame and panel members for added strength.
- Standard white hardware with adjustable non-corrosive hinges. Optional hardware finishes are available.
- Self-weeping sloped sill for increased water drainage.
- Single, double or French style doors are available in in swing (4 7/16" or 6 7/16" jamb depths) or out swing (4 7/16" jamb depth only.)
- Sidelights and vinyl brick mold are also available.



SMART
COMFORTABLE
SECURE



Bring the outdoors into your home...beautifully.

Gentek Patio Doors are designed with all the beauty and great energy saving features of Gentek's 80 Series Windows. Fusion-welded construction from solid vinyl extrusions makes these patio doors strong enough to take on the most severe conditions, whatever the environment. And, like our windows, all Gentek Patio Doors are built with 1" glass units featuring warm edge technology for superior energy efficiency.

80 Series

Smart. Comfortable. Secure. Gentek 80 Series Windows and Patio Doors are the intelligent choice for any home. With their good looks, built-in strength and exceptional performance, you can be comfortable that you've made an investment to last a lifetime.

Design your home with Gentek Windows and create your own environment for living.

